

**Citxw Nlaka'pamux
Assembly
Community Connectivity
Online Survey
April 13-26, 2021**

March 29, 2021



Survey Results

The survey took approximately 51/2 minutes to complete.

Members were invited to participate in the Community Connectivity Survey, prepared for the CNA by Integral Ecology Group.

The purpose of this survey is to understand the barriers for CNA community members to participate in online engagement activities and identify possible solutions.

Prizes were used as incentives for participants, prizes are 2 tablets and a \$50 gas card will be held for individuals who provided their contact details in the survey,

The draw date will be April 30th, 2021, after mail-in surveys have been received by the team.

A full report with key survey findings online and mail-in will be provided shortly after the survey is closed.



Survey Purpose

Citxw Nlaka'pamux Assembly - Community Connectivity Survey - April 13-26, 2021

244

Responses

05:40

Average time to complete

Active

Status



Survey Capture Rate

Food Preservation Online Survey	
All Members	2600
# of Responses	244
% of All Members	9.38%
Assumption % of Adult Members	
60%	1560
# of Responses	244
% of All Adult Members	15.64%



Engagement Responses Over 5 Surveys

Online Engagement Responses	Responses	% of Adult
Covid-19 Survey February 15 - March 1 am 2021	150	9.6%
Internet Access Barriers March 1- March 15 am 2021	198	12.7%
Increase in Engagement Online	48	24.2%
Programs Survey March 15- March 29 am 2021	220	14.1%
Increase in Engagement Online	22	10.0%
Food Preservation Survey March 30- April 12 2021	272	17.4%
Increase in Engagement Online	52	19.1%
Community Connectivity Survey April 13 -April 26 2021	244	15.6%
Increase (Decrease) in Engagement Online	-28	-11%



Community Connectivity Online Survey Questions

They were posted for 13 Days April 13 to April 26 2021

The purpose of this survey is to understand the barriers for CNA community members to participate in online engagement activities and identify possible solutions.

1. Which community are you from?
2. What is your age? 18 to 24 years, 25 to 44 years, 45 to 64 years, 65 years and over, Prefer not to answer
3. What best describes your gender? (Male, Female, Prefer not to say)
4. Which answer best reflects your current living situation? living Off-Reserve or On-Reserve
5. Which answer best represents the area in which you live? Living in an urban or suburban setting (town/city infrastructure) Living in a rural setting (outside of town/city infrastructure)
6. Given the current COVID-19 situation, how would you prefer to participate in community engagement, such as an online workshop? (Select all that apply) Online meeting (such as Zoom), Telephone call, In-person meeting, Prefer not to participate.
7. If there are other ways not identified in question 6, how else would you prefer to participate in community engagement? (in your own words, if not applicable type NA)



Food Preservation Survey Questions

They were posted for 14 Days March 30 to April 12 2021

To get feedback from CNA Participating Band Members on their thoughts on food preservation.

8. Would issues with technology prevent you from participating in an online workshop? If so, please identify your main barrier from the list below: I do not have access to the internet, There is not enough data in my internet plan or the internet is too slow, I do not have access to electronic devices (e.g., computers, tablets, smartphones) that can access the internet, I do not know how to use electronic devices, There is nothing that prevents me from joining an online workshop. Do you practice gardening? (Yes/No/ No, but I'd like to)
9. Would anything else prevent you from joining an online workshop? If so, please identify your main barrier from the list below: I have childcare or family obligations, I have work obligations, I do not have information about the HVC 2040 Project, I have not been asked to participate, I am not interested in participating, There is nothing that prevents me from joining an online workshop.
10. What else might prevent you from joining an online workshop? (in your own words)
11. How can the CNA help you overcome any issues and ensure that you can take part in community engagement?
12. Do you know of any individual(s) within the eight participating bands that will need a paper copy of the survey to partake? If so, please provide their name and contact information so we may provide them with a copy.

Please enter your name, phone and email for an entry into our prize draw! Questions 13 Name, Questions 14 Phone Number, and Questions 15 email

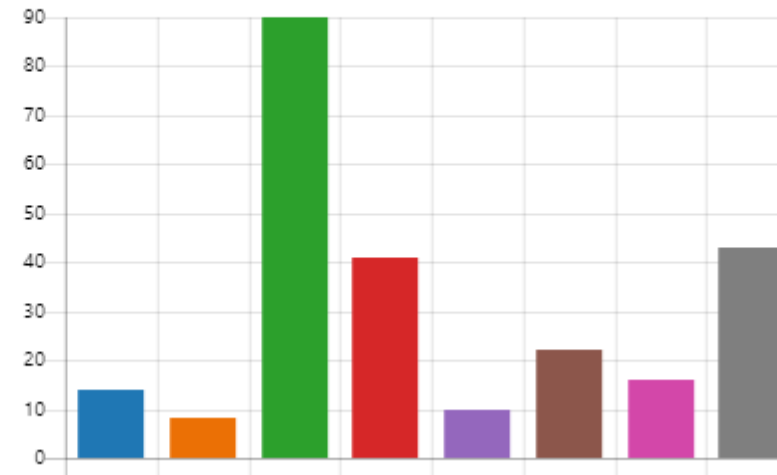


Question 1: 244 Responses

1. Which community are you from?

[More Details](#)

● Ashcroft Indian Band	14
● Boston Bar First Nation	8
● Coldwater Indian Band	90
● Cook's Ferry Indian Band	41
● Nicomen Indian Band	10
● Nooaitch Indian Band	22
● Shackan Indian Band	16
● Siska Indian Band	43



244 Responses

Question 1: Which community are you from?

				% Adult
Question 1 Which community are you from?	244 Responses	% Response	% Population	Population
Ashcroft	14	5.7%	0.5%	0.88%
Boston Bar	8	3.3%	0.3%	0.50%
Coldwater	90	36.9%	3.5%	5.66%
Cook's Ferry	41	16.8%	1.6%	2.58%
Nicomien	10	4.1%	0.4%	0.63%
Nooaitch	22	9.0%	0.8%	1.38%
Shackan	16	6.6%	0.6%	1.01%
Siska	43	17.6%	1.7%	2.70%



Question 2: 244 Responses

2. What is your age?

[More Details](#)

● 18 to 24 years	15
● 25 to 44 years	102
● 45 to 64 years	95
● 65 years and over	31
● Prefer not to answer	1






Question 2: 244 Responses

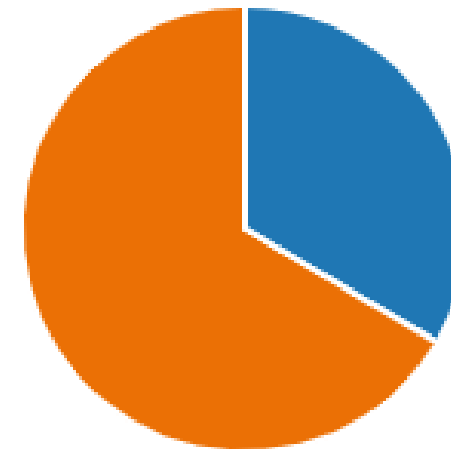
				% Adult Population
Question 2 What is your age?	244 Responses	% Response	% Population	
18 to 24 years	15	6.1%	0.6%	0.94%
25 to 44 years	102	41.8%	3.9%	6.42%
45 to 64 years	95	38.9%	3.7%	5.97%
65 years and over	31	12.7%	1.2%	1.95%
Prefer not to answer	1	0.4%	0.0%	0.06%

Question 3: 245 Responses

3. What is your gender?

[More Details](#)

 Male	82
 Female	163
 Prefer not to identify	0



Question 3: 245 Responses

Question 3				
What best describes your gender?				% Adult
Responses	245 Responses	% Response	% Population	Population
Male	82	33.5%	3.2%	5.16%
Female	163	66.5%	6.3%	10.25%
Prefer not to identify	0	0.0%	0.00%	0.000%





Question 4: 245 Responses

4. Which answer best reflects your current living situation?

[More Details](#)

 Insights

 Living off-reserve	164
 Living on-reserve	81




Question 4: Demographics 245 Responses

			% of Bands	% Adult
Question 4 Which answer best reflects your current living situation?	245 Responses	% Response	Population	Population
Living Off Reserve	164	66.9%	6.3%	10.31%
Living On Reserve	81	33.1%	3.1%	5.09%



Question 4 and 8 Response Insights out of 244 Responses

67% of people answered **Living off-reserve** for this question, and the majority answered "**There is nothing that prevents me from joining an online workshop**" for Question 8.



● 67% people answered "Living off-reserve" for question 4

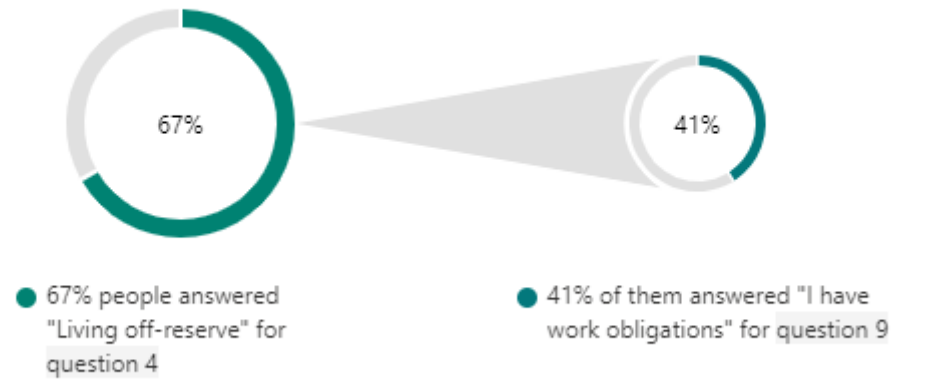
● 72% of them answered "There is nothing that prevents me from joining an online workshop" for question 8

[Pin to question](#) [Hide Details](#)



Question 4, 8 and 9 Response Insights

67% of people answered **Living off-reserve** for this question, and the majority answered **"I have work obligations"** for Question 9.



● 67% people answered "Living off-reserve" for question 4

● 41% of them answered "I have work obligations" for question 9

[Pin to question](#)

[Hide Details](#)





Question 5: 245 Responses

5. Which answer best represents the area in which you live?

[More Details](#)

 Insights

-  Living in an urban or suburba... 132
-  Living in a rural setting (outsid... 113




Question 5: 245 Responses

			% of Bands Population	% Adult Population
Which answer best represents the area in which you live?	245 Responses	% Response		
Living in an urban or suburban setting (town/city infrastructure)	132	53.9%	5.1%	8.30%
Living in a rural setting (outside of town/city infrastructure)	112	45.7%	4.3%	7.04%



Question 5 and 4 Response Insights

54% of people answered **Living in an urban or suburban setting (town/city infrastructure)** for this question, and the majority answered **"Living off-reserve"** for Question 4.



- 54% people answered "Living in an urban or suburban setting (town/city infrastructure)" for question 5

- 100% of them answered "Living off-reserve" for question 4

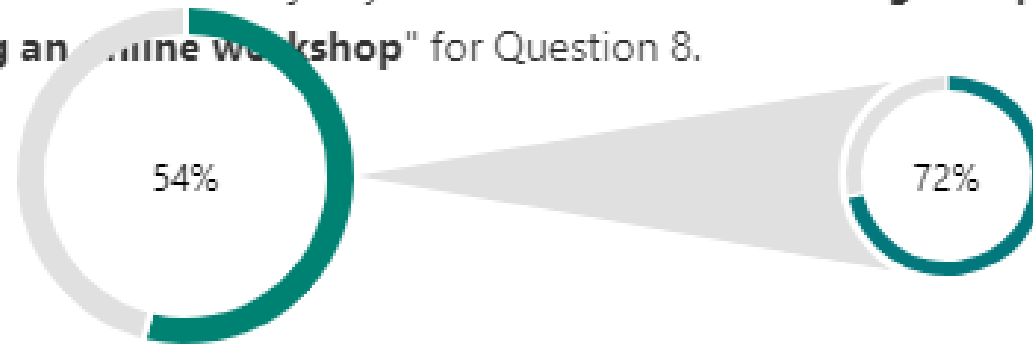
[Pin to question](#)

[Hide Details](#)



Question 5 and 8 Response Insights

54% of people answered **Living in an urban or suburban setting (town/city infrastructure)** for this question, and the majority answered **"There is nothing that prevents me from joining an online workshop"** for Question 8.



- 54% people answered "Living in an urban or suburban setting (town/city infrastructure)" for question 5

- 72% of them answered "There is nothing that prevents me from joining an online workshop" for question 8


[Pin to question](#)

[Hide Details](#)



Question 5 and 9 Response Insights

54% of people answered **Living in an urban or suburban setting (town/city infrastructure)** for this question, and the majority answered **"I have work obligations"** for Question 9.



- 54% people answered "Living in an urban or suburban setting (town/city infrastructure)" for question 5

- 43% of them answered "I have work obligations" for question 9

[Pin to question](#)





[Hide Details](#)



Question 6: 245 Responses

6. Given the current COVID-19 situation, how would you prefer to participate in community engagement, such as an online workshop? (Select all that apply)

[More Details](#)

 Online meeting (such as Zoom)	173
 Telephone call	61
 In-person meeting	72
 Prefer not to participate	23



Question 6: 245 Responses

Question 6				
Given the current COVID-19 situation, how would you prefer to participate in community engagement, such as an online workshop? (Select all that apply)				% Adult
Responses	245 Responses	% Response	% Population	Population
Online meeting (such as Zoom)	172	70.2%	6.6%	10.82%
Telephone call	61	24.9%	2.3%	3.84%
In-person meeting	72	29.4%	2.8%	4.53%
Prefer not to participate	23	9.4%	0.9%	1.45%



Question 7: 130 Responses

7. If there are other ways not identified in question 6, how else would you prefer to participate in community engagement? (in your own words, if not applicable type NA)

[More Details](#)

130

Responses

Latest Responses

"Providing weather is good, to meet outside in a park or safe environ..."






"N/A"



Question 8: 245 Responses

8. Would issues with technology prevent you from participating in an online workshop? If so, please identify your main barrier from the list below:

[More Details](#)

 I do not have access to the int...	11
 There is not enough data in m...	37
 I do not have access to electro...	19
 I do not know how to use elec...	24
 There is nothing that prevents...	154



Question 8: 245 Responses

Question 8				
Would issues with technology prevent you from participating in an online workshop? If so, please identify your main barrier from the list below:	245 Responses	% Response	% Population	% of Adult Population
Responses				
I do not have access to the internet	11	4.5%	0.4%	0.7%
There is not enough data in my internet plan or the internet is too slow	37	15.1%	1.4%	2.3%
I do not have access to electronic devices (e.g., computers, tablets, smartphones) that can access the internet	19	7.8%	0.7%	1.2%
I do not know how to use electronic devices	23	9.4%	0.9%	1.4%
There is nothing that prevents me from joining an online workshop	154	62.9%	5.9%	9.7%

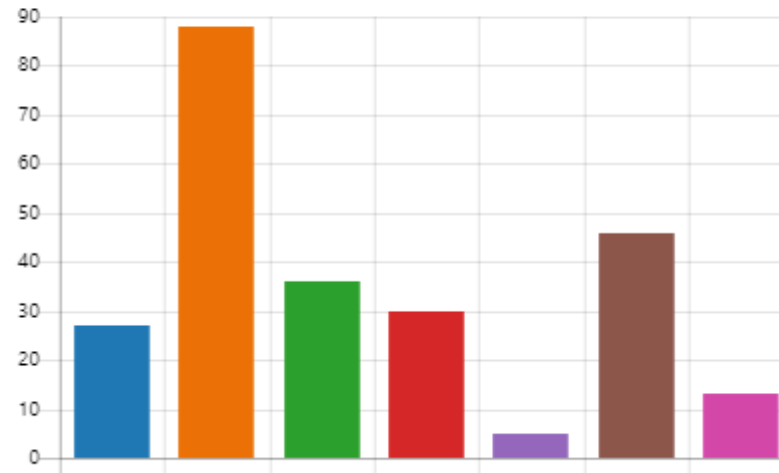


Question 9: 245 Responses

9. Would anything else prevent you from joining an online workshop? If so, please identify your main barrier from the list below:

[More Details](#)

● I have childcare or family obli...	27
● I have work obligations	88
● I do not have information abo...	36
● I have not been asked to parti...	30
● I am not interested in particip...	5
● There is nothing that prevents...	46
● Other	13



Question 9: 245 Responses

Question 9				
Would anything else prevent you from joining an online workshop? If so, please identify your main barrier from the list below:	245 Responses	% Response	% Population	% of Adult
Responses				Population
I have childcare or family obligations	27	11.0%	1.0%	1.7%
I have work obligations	87	35.5%	3.3%	5.5%
I do not have information about the HVC 2040 Project	36	14.7%	1.4%	2.3%
I have not been asked to participate	30	12.2%	1.2%	1.9%
I am not interested in participating	5	2.0%	0.2%	0.3%
There is nothing that prevents me from joining an online workshop	46	18.8%	1.8%	2.9%
Other	13	5.3%	0.5%	0.8%



Questions 10-11-13-14-15 Responses

	Responses	% Response	% Population	% of Adult Population
Question 10				
What else might prevent you from joining an online workshop? (in your own words)	153	62.4%	5.9%	9.6%
Question 11				
How can the CNA help you overcome any issues and ensure that you can take part in community engagement?	155	63.3%	6.0%	9.7%
Question 12				
Do you know of any individual(s) within the eight participating bands that will need a paper copy of the survey to partake? If so, please provide their name and contact information so we may provide them with a copy.	96	39.2%	3.7%	6.0%
Question 13-14-15				
Please enter your name, phone and email for an entry into our prize draw!				
Name	242	98.8%	9.3%	15.2%
Phone Number	242	98.8%	9.3%	15.2%
Email	226	92.2%	8.7%	14.2%



Engagement Stats Over 5 Surveys

Surveys	Survey Dates	Responses	% Population	Adult Population
Covid 19	Feb 15- March 1	150	5.8%	9.6%
Internet Barriers	Mar 1- 15	198	7.6%	12.7%
Programs Survey	Mar 15- 29	220	8.5%	14.1%
Food Preservation Survey	Mar 29- April 12	272	10.5%	17.4%
Connectivity Survey	April 13-26	244	9.4%	15.6%
			2600	1560



Engagement Stats Over 5 Surveys

Survey Results	Total Population	Covid 19	Survey	Internet	Barriers	Programs	Survey	Food Preservation Survey		Connectivity Survey	
		Survey	% Population	Survey	% Population	Survey	% Population	Survey	% Population	Survey	% Population
		Reach	Reach	Reach	Reach	Reach	Reach	Reach	Reach	Reach	Reach
Ashcroft	282	14	5.0%	14	5.0%	16	5.7%	27	9.6%	14	5.0%
Boston	271	7	2.6%	7	2.6%	13	4.8%	13	4.8%	8	3.0%
Coldwater	865	53	6.1%	86	9.9%	69	8.0%	90	10.4%	90	10.4%
Cook's Ferry	355	19	5.4%	41	11.5%	42	11.8%	49	13.8%	41	11.5%
Nicomien	134	4	3.0%	7	5.2%	9	6.7%	13	9.7%	10	7.5%
Nooaitch	236	14	5.9%	9	3.8%	23	9.7%	12	5.1%	22	9.3%
Shackan	137	11	8.0%	16	11.7%	18	13.1%	19	13.9%	16	11.7%
Siska	320	28	8.8%	18	5.6%	30	9.4%	49	15.3%	43	13.4%
Total Band Populations	2600	150	5.8%	198	7.6%	220	8.5%	272	10.5%	244	9.4%



Participating Band Demographics

Survey Results	Total Population	Population Off Reserve	Population On Reserve	Adult 60%	
				Population Off Reserve	Population On Reserve
Ashcroft	282	205	77	123	46
Boston	271	181	90	109	54
Coldwater	865	481	384	289	230
Cook's Ferry	355	274	81	164	49
Nicomien	134	67	67	40	40
Nooaitch	236	111	125	67	75
Shackan	137	58	79	35	47
Siska	320	213	107	128	64
	2600	1590	1010	954	606

