

**Internet Access Barriers
Online Survey
March 1- March 15, 2021**

March 15, 2021



Overview

Internet Access Barriers

198

Responses

03:38

Average time to complete

Active

Status



Internet Access Barriers Online Survey

Questions Posted for 14 Days March 1 to March 15 2021

To get feedback from CNA Participating Band Members on their barriers to the internet access.

1. Which community are you from?
2. Which answer best reflects your current living situation? living Off-Reserve or On-Reserve
3. Do you have internet access? (Yes/No)
4. If you answered no to question 3, what is available in your area? (High speed, Fibre Optic, Dial up, Satellite, Not sure)
5. If you answered yes to question 3, how does your household mostly utilize the internet? (Cell Phone, Tablet/iPad, Desktop, Laptop, T.V.)
6. What do you feel is the biggest barrier to members accessing high speed internet? (Cost, No technology to access (no electronic devices in household to utilize internet, No available internet access in area, Need training to understand how to use)
7. Please add any additional comments you may have on how we can over come the barriers to all community members having access to internet.



Engagement Stats

	Total	Populaion	Populaion	Covid 19	Covid 19	Internet	Internet Barriers
	Populaion	Off Reserve	On Reserve	Survey	% Population	Survey	% Population
	Populaion	Off Reserve	On Reserve	Reach	Survey Reach	Reach	Survey Reach
Ashcroft Indian Band	282	205	77	14	5.0%	14	5.0%
Boston Bar First Nation	271	181	90	7	2.6%	7	2.6%
Coldwater Indian Band	865	481	384	53	6.1%	86	9.9%
Cook's Ferry Indian Band	355	274	81	19	5.4%	41	11.5%
Nicomien Indian Band	134	67	67	4	3.0%	7	5.2%
Nooaitch Indian Band	236	111	125	14	5.9%	9	3.8%
Shackan Indian Band	137	58	79	11	8.0%	16	11.7%
Siska Indian Band	320	213	107	28	8.8%	18	5.6%
	2600	1590	1010	150	5.8%	198	7.6%



Survey Capture Rate

Internet Access Barriers Online Survey	
All Members	2600
# of Responses	198
% of All Members	7.62%
Assumption that 60% of Members are Adults Members 18+	1560
# of Responses	198
% of All Adult Members	12.69%











Engagement Responses Over 2 Surveys

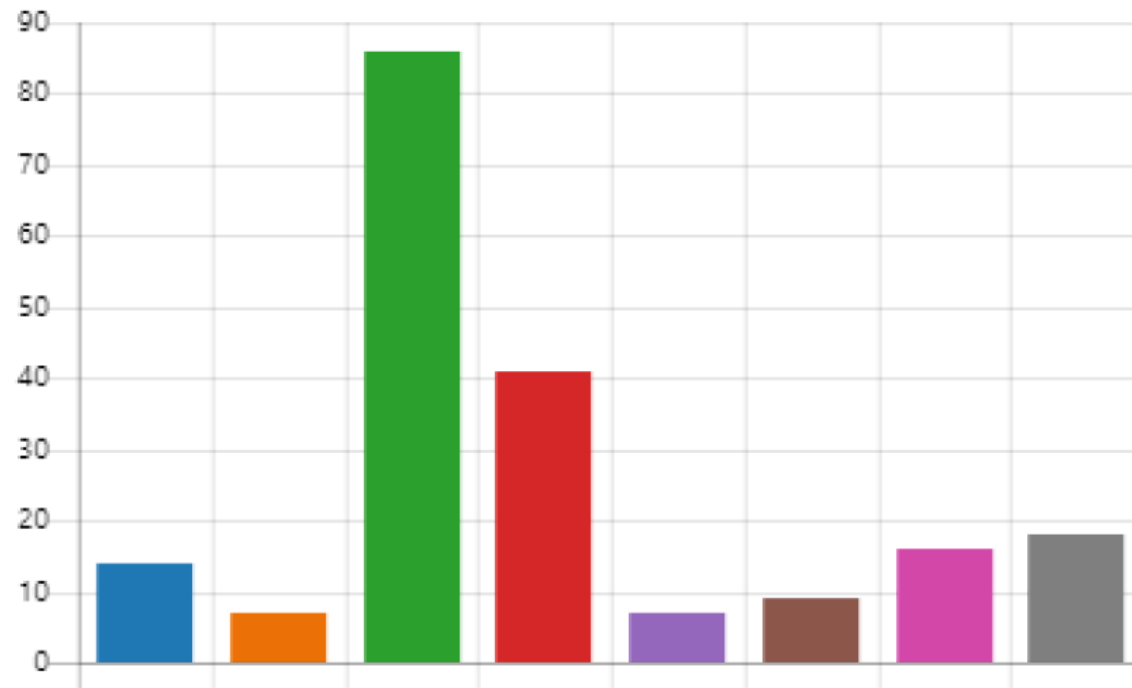
Online Engagement Responses	Responses	% of Adult
Covid-19 Survey February 15 - March 1 am 2021	150	9.6%
Internet Access Barriers March 1- March 15 am 2021	198	12.7%
Increase in Online Engagement	48	24.2%



Question 1 Band Member Responses

1. Which community are you from?

 Ashcroft Indian Band	14
 Boston Bar First Nation	7
 Coldwater Indian Band	86
 Cook's Ferry Indian Band	41
 Nicomen Indian Band	7
 Nooaitch Indian Band	9
 Shackan Indian Band	16
 Siska Indian Band	18



Band Member Responses

Question 1 Which community are you from?	198 Response	% Response
Ashcroft	14	9.3%
Boston Bar	7	4.7%
Coldwater	86	57.3%
Cook's Ferry	41	27.3%
Nicomien	7	4.7%
Nooaitch	9	6.0%
Shackan	16	10.7%
Siska	18	12.0%



Question 2 Demographics of Responses

2. Which answer best reflects your current living situation?

💡 Insights

● Live off-reserve	125
● Live on reserve	73



Demographics of Responses

Question 2 Which answer best reflects your current living situation?	198 Response	% Response
Living Off Reserve	125	63.1%
Living On Reserve	73	36.9%
Survey Question 2 & 3 Insights		
People who answered "Live off-reserve" for question 2	64%	
Those who answered Live off-reserve for question 2 & then answered "Yes" for question 3	98%	

Question 3 Responses

3. Do you have internet access?

● Yes	186
● No	12



Question 3 Responses

Question 3		
Do you have internet access?		
Responses	198 Responses	% Response
Yes	186	93.9%
No	12	6.1%



Question 4 Responses

4. If you answered no to question 3, what is available in your area?

● High speed	55
● Fibre Optic	34
● Dial up	2
● Satellite	26
● Not sure	81



Question 4 Responses

Question 4		
If you answered no to question 3, what is available in your area?		
Responses	198 Responses	% Response
High Speed	55	27.8%
Fibre Optic	34	17.2%
Dial Up	2	1.0%
Satellite	26	13.1%
Nitsure	81	40.9%



Question 5 Responses

5. If you answered yes to question 3, how does your household mostly utilize the internet?

Cell Phone	159
Tablet/iPad	90
Desktop	39
Laptop	93
T.V.	98



Question 5 Responses

Question 5

If you answered yes to question 3, how does your household mostly utilize the internet?

Responses

	193 Responses	% of Responses
Cell Phone	159	80.3%
Tablet/Ipad	90	45.5%
Desktop	39	19.7%
Laptop	93	47.0%
TV	98	49.5%



Question 6 Responses

6. What do you feel is the biggest barrier to members accessing high speed internet?

● Cost	150
● No technology to access (no e...	39
● No available internet access in...	53
● Need training to understand h...	45



Question 6 Responses

Question 6		
What do you feel is the biggest barrier to members accessing high speed internet?		
Responses	198 Responses	% Response
Cost	150	75.8%
No technology to access (no electronic devices in household to utilize internet)	39	19.7%
No available internet access in area	53	26.8%
Need training to understand how to use	45	22.7%



Question 7 & 8 Responses

Question 7		
Please add any additional comments you may have on how we can over come the barriers to all community members having access to internet.		
Responses	Responses	% Response
	126	63.6%
Question 8	Responses	% Response
Please enter your name and number	198	100.0%

