

**Programs
Online Survey
March 15- March 29,
2021**

March 29, 2021



Citxw Nlaka'pamux Assembly - Programs Survey

March 16, 2021

220

Responses

06:13

Average time to complete



Survey Capture Rate

Programs Online Survey	
All Members	2600
# of Responses	220
% of All Members	8.46%
Assumption % of Adult Members 60%	1560
# of Responses	220
% of All Adult Members	14.10%



Engagement Responses Over 3 Surveys

Online Engagement Responses	Responses	% of Adult
Covid-19 Survey February 15 - March 1 am 2021	150	9.6%
Internet Access Barriers March 1- March 15 am 2021	198	12.7%
Increase in Engagement Online	48	24.2%
Programs Survey March 15- March 29 am 2021	220	14.1%
Increase in Engagement Online	22	10.0%



Programs Online Survey Questions

They were posted for 14 Days March 16 to March 29 2021

To get feedback from CNA Participating Band Members on their thoughts on programs.

1. Which community are you from?
2. Which answer best reflects your current living situation? living Off-Reserve or On-Reserve
3. What do you feel is the biggest barrier to members accessing programs? (Select all that apply)
(Transportation, Childcare, Location, Timing, Other)
4. If you were to attend a program/event you would most likely attend? (Select all that apply) (Online Zoom session, Online YouTube tutorial type videos, In person)
5. What time/day do you find it easiest to attend programs? (Select all that apply) (Morning, Afternoon, Evening, Weekdays, Weekends)
6. Have you participated in a program through one of our cultural groups? (Select all that apply)
(p̄əʂke? Hummingbird Ladies Group, Coyote Brotherhood, Language Gatherings & Workshops, Traditional craft workshops, Multi-media workshops/events, Large Events Ex. New Years Celebration, Language Conference)



Programs Online Survey Questions

They were posted for 14 Days March 16 to March 29 2021









To get feedback from CNA Participating Band Members on their thoughts on programs.

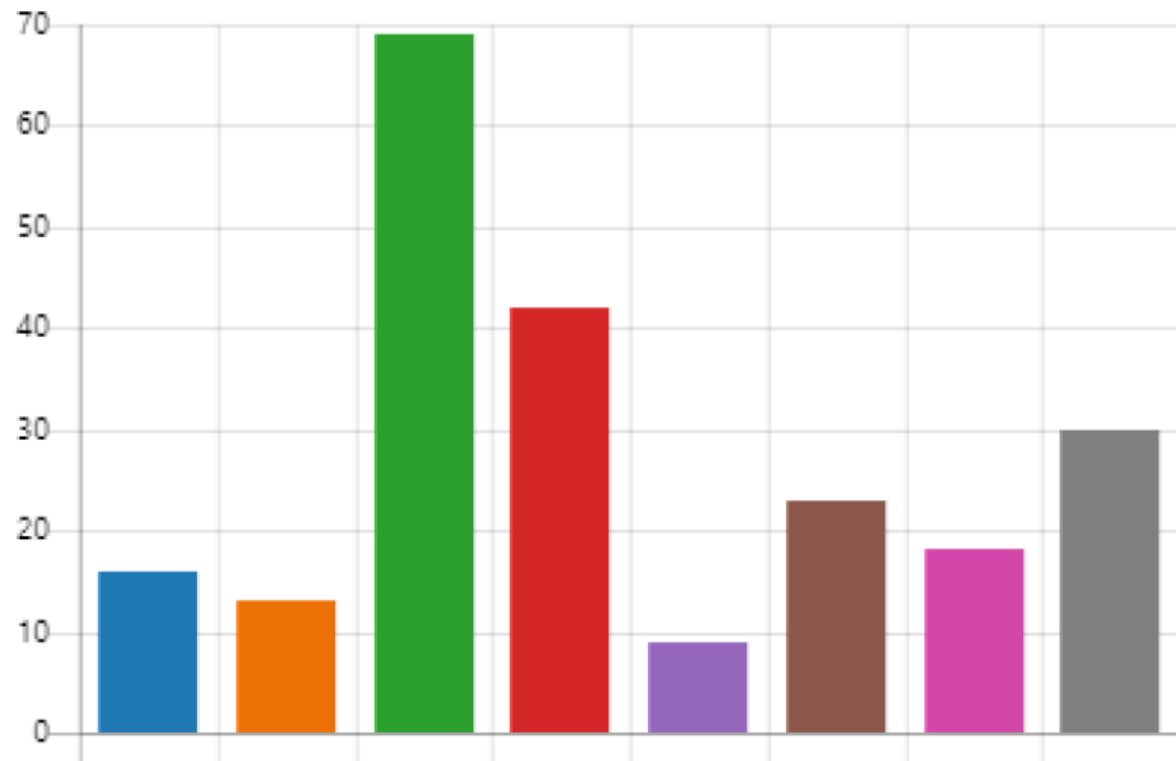
7. What types of programs would you prefer the CNA offer? (Select all that apply) (Gathering and preparing traditional medicines, Gathering and preparing traditional foods, Cultural Camps Ex. hunt/fish camps, Traditional crafting, Language workshops, Multi-media workshops, Other)
8. If you selected 'other' in question 7 please use the space below to list your preferred interests:(these are response not similar to previous answers) Traditional Gathering- Medicine & Berries, Sweats, Puberty Training for Boys & Girls, Rock Art, Nlaka'pamux History /Place Names, Genealogy, Traditional Games, Language, Nlaka'pamux Laws /Protocols/Songs, Training - Jobs/Art/Photography, Youth, Traditional Arts-Basket Making/Cedar Hats/Capes
9. I would like to stay informed by the CNA on the following topics? (Select all that apply) (Newsletters, annual reports and general CNA info, Language resources, language conferences, Cultural programs and workshops, Prefer no communication)
10. My preferred communication method is? (Select all that apply) (CNA Facebook, Local Band Office Facebook, Twitter, Instagram, CNA Website, CNA Newsletter and band newsletter, Email, Regular Mailed Items, Posters in Band offices, Phone invites, Text messages)
11. Please add any additional comments/feedback on how the CNA can better inform all community members to help them access programs? **(these are responses that were not similar to previous questions)** We are doing good job, Regular Mail, Flyers Indigenous Organizations, Calendar
12. If you would like to be entered in for a chance to win 1 of 3 prizes, please provide your Name



Question 1 Band Member Responses

1. Which community are you from?

 Ashcroft Indian Band	16
 Boston Bar First Nation	13
 Coldwater Indian Band	69
 Cook's Ferry Indian Band	42
 Nicomen Indian Band	9
 Nooaitch Indian Band	23
 Shackan Indian Band	18
 Siska Indian Band	30





Band Member Responses

Question 1 Which community are you from?	220 Responses	% Response	% Population
Ashcroft	14	6.4%	5.0%
Boston Bar	7	3.2%	2.6%
Coldwater	86	39.1%	9.9%
Cook's Ferry	41	18.6%	11.5%
Nicomén	7	3.2%	5.2%
Nooaitch	9	4.1%	3.8%
Shackan	16	7.3%	11.7%
Siska	18	8.2%	5.6%



Question 2 Demographics of Responses

2. Which answer best reflects your current living situation?

 Live off-reserve	133
 Live on reserve	87






Demographics of Responses

Question 2 Which answer best reflects your current living situation?	220 Responses	% Response
Living Off Reserve	133	60.5%
Living On Reserve	87	39.5%



Question 4:

4. If you were to attend a program/event you would most likely attend: (Select all that apply)

 Online Zoom session	133
 Online YouTube tutorial type v...	67
 In person	143








Question 4 Responses

Question 4		
Responses	220 Responses	% Response
If you were to attend a program/event you would most likely attend: (Select all that apply)		
Online Zoom session	133	60.5%
Online YouTube tutorial type videos	67	30.5%
In person	143	65.0%



Question 5 Responses

5. What time/day do you find it easiest to attend programs? (Select all that apply)

 Morning	72
 Afternoon	94
 Evening	108
 Weekdays	76
 Weekends	85



Question 5 Responses

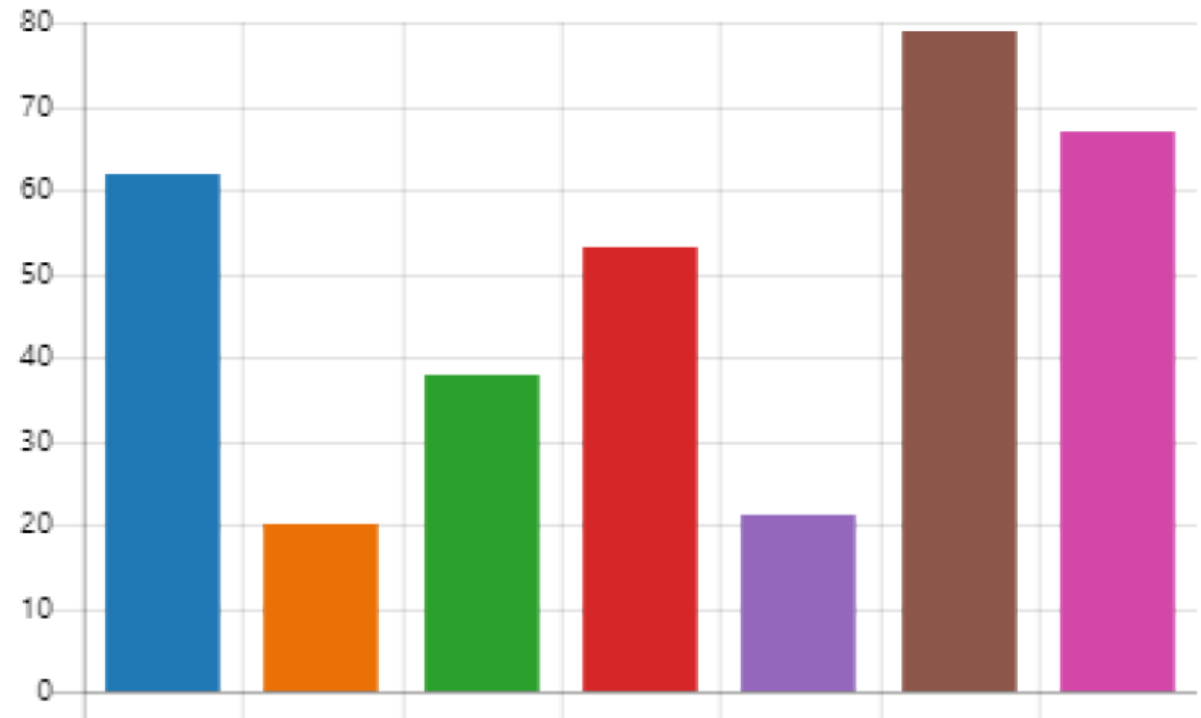
Question 5 What time/day do you find it easiest to attend programs? (Select all that apply) Responses	220 Responses	% Response
Morning	72	32.7%
Afternoon	94	42.7%
Evening	108	49.1%
Weekdays	76	34.5%
Weekends	85	38.6%



Question 6 Responses

6. Have you participated in a program through one of our cultural groups? (Select all that apply)

● pəʃke? Hummingbird Ladies G...	62
● Coyote Brotherhood	20
● Language gatherings and wor...	38
● Traditional craft workshops	53
● Multi-media workshops/events	21
● Large community events Ex. N...	79
● Other	67



Question 6 Responses

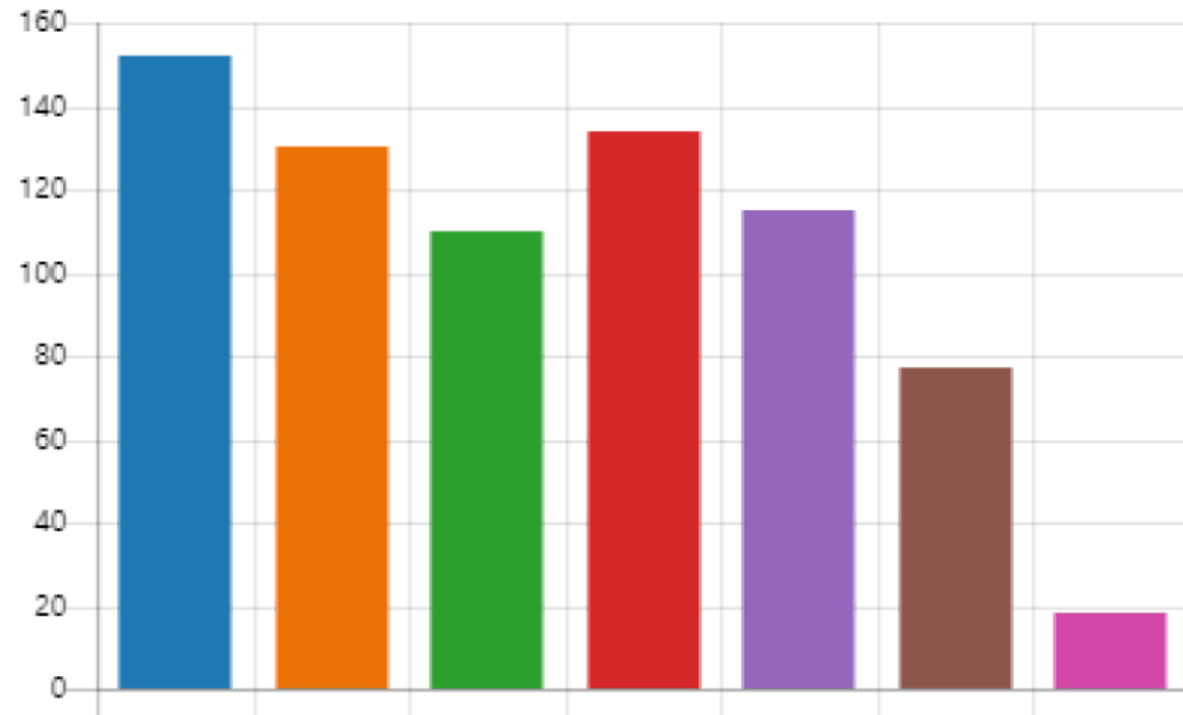
Question 6 Have you participated in a program through one of our cultural groups? (Select all that apply)	220 Responses	% Response	% of Part. Bands Population	% of Adult Population
Responses				
pəʃkə? Hummingbird Ladies Group	62	28.2%	2.4%	3.9%
Coyote Brotherhood	20	9.1%	0.8%	1.3%
Language gatherings and workshops	38	17.3%	1.5%	2.4%
Traditional craft workshops	53	24.1%	2.0%	3.3%
Multi-media workshops/events	21	9.5%	0.8%	1.3%
Large community events Ex. New Years Celebration, Language Conference	79	35.9%	3.0%	5.0%
Other	67	30.5%	2.6%	4.2%



Question 7 Responses

7. What types of programs would you prefer the CNA offer?

● Gathering and preparing tradi...	152
● Gathering and preparing tradi...	130
● Cultural Camps Ex. hunt/fish c...	110
● Traditional crafting	134
● Language workshops	115
● Multi-media workshops	77
● Other	18



Question 7 Responses

Question 7				
What types of programs would you prefer the CNA offer?	220 Responses	% Response	% of Part. Bands Population	% of Adult Population
Responses				
Gathering and preparing traditional medicines	152	69.1%	5.8%	9.6%
Gathering and preparing traditional foods	130	59.1%	5.0%	8.2%
Cultural Camps Ex.hunt / fish camps	110	50.0%	4.2%	6.9%
Traditional crafting	134	60.9%	5.2%	8.4%
Language workshops	115	52.3%	4.4%	7.2%
Multi-media workshops	77	35.0%	3.0%	4.8%
Other	18	8.2%	0.7%	1.1%



Question 8 Responses

Question 8

If you selected 'other' please use the space below to list your preferred interests:(these are response not similar to previous answers)

Responses	46 Responses	% Response
Traditional Gatherings (Medicine/Berry Picking, Sweats)	14	38.9%
Puberty Training for Boys & Girls	4	11.1%
Rock Art	2	5.6%
Nlaka'pamux History /Place Names	5	13.9%
Genealogy	1	2.8%
Traditional Games	3	8.3%
Language	1	2.8%
Nlaka'pamux Laws /Protocols/Songs	5	13.9%
Training (Jobs/Art/Photography)	7	19.4%
Youth	2	5.6%
Traditional Arts (Basket Making/Cedar Hats/Capes)	2	5.6%



Question 9 Responses

9. I would like to stay informed by the CNA on the following topics: (Select all that apply)

● Newsletters, annual reports an...	155
● Language resources, language...	109
● Cultural programs and worksh...	157
● Prefer no communication	8



Question 9 Responses

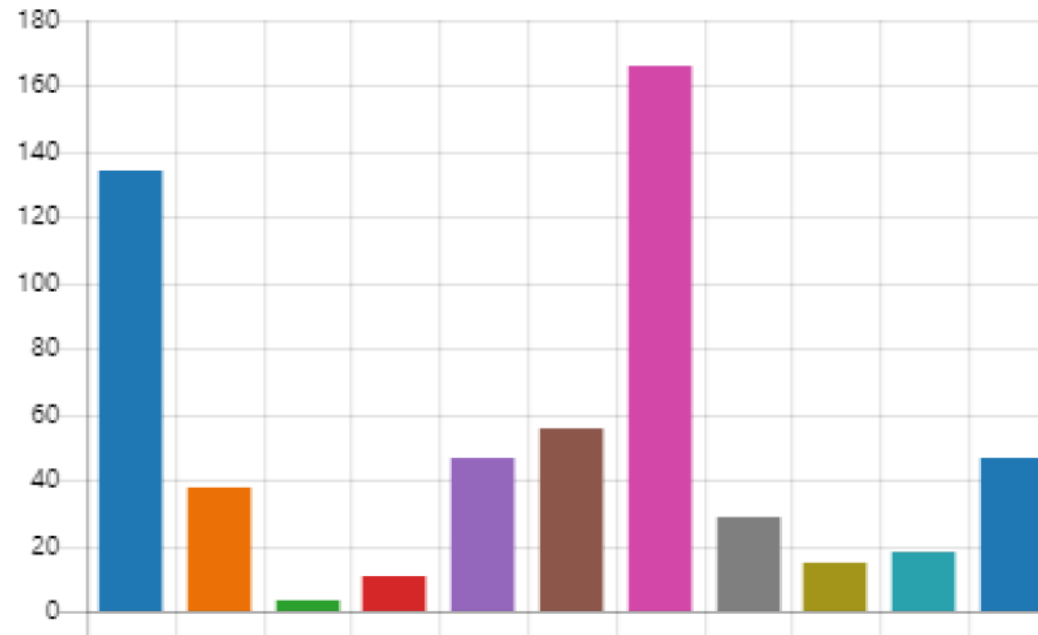
Question 9 I would like to stay informed by the CNA on the following topics: (Select all that apply)	220 Responses	% Response	% of Part. Bands Population	% of Adult Population
Responses				
Newsletters, annual reports and general CNA info	155	70.5%	6.0%	9.7%
Language resources, language conferences	109	49.5%	4.2%	6.9%
Cultural programs and workshops	157	71.4%	6.0%	9.9%
Prefer no communication	8	3.6%	0.3%	0.5%



Question 10 Responses

10. My preferred communication method is: (Select all that apply)

CNA Facebook	134
Local Band Office Facebook	38
Twitter	3
Instagram	11
CNA Website	47
CNA Newsletter and band ne...	56
Email	166
Regular Mailed Items	29
Posters in Band offices	15
Phone invites	18
Text messages	47



Question 10 Responses

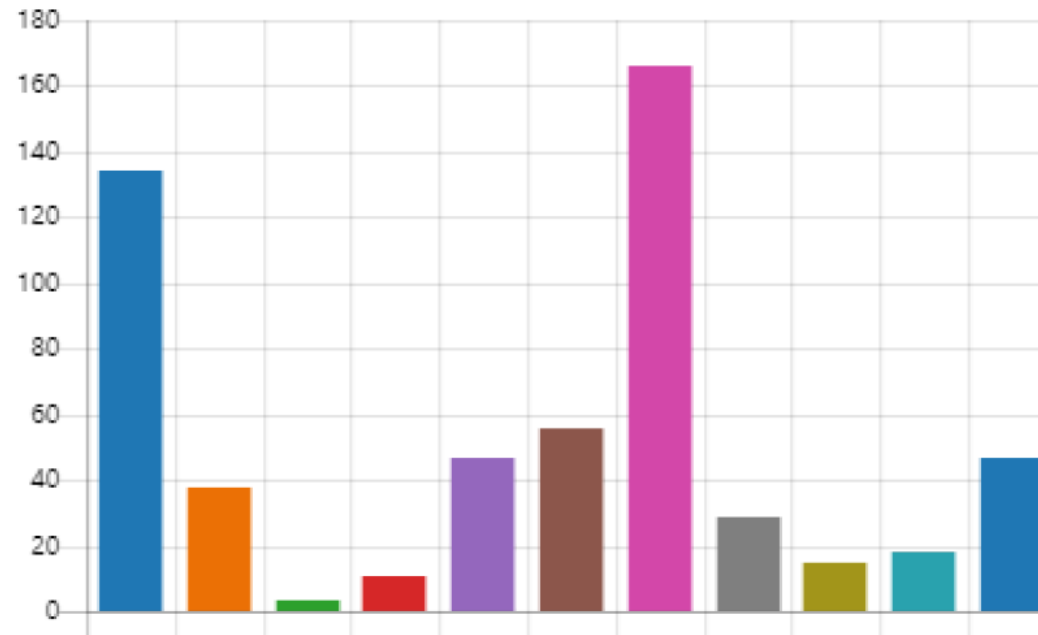
Question 10 My preferred communication method is: (Select all that apply) Responses	220 Responses	% Response	% of Part. Bands Population	% of Adult Population
CNA Facebook	134	60.9%	5.2%	8.4%
Local Band Office Facebook	38	17.3%	1.5%	2.4%
Twitter	3	1.4%	0.1%	0.2%
Instagram	11	5.0%	0.4%	0.7%
CNA Website	47	21.4%	1.8%	3.0%
CNA Newsletter and band newsletter	56	25.5%	2.2%	3.5%
Email	166	75.5%	6.4%	10.4%
Regular Mailed Items	29	13.2%	1.1%	1.8%
Posters in Band offices	15	6.8%	0.6%	0.9%
Phone invites	18	8.2%	0.7%	1.1%
Text messages	47	21.4%	1.8%	3.0%



Question 10 Responses

10. My preferred communication method is: (Select all that apply)

CNA Facebook	134
Local Band Office Facebook	38
Twitter	3
Instagram	11
CNA Website	47
CNA Newsletter and band ne...	56
Email	166
Regular Mailed Items	29
Posters in Band offices	15
Phone invites	18
Text messages	47



Question 10 Responses

Question 10 My preferred communication method is: (Select all that apply) Responses	220 Responses	% Response	% of Part. Bands Population	% of Adult Population
CNA Facebook	134	60.9%	5.2%	8.4%
Local Band Office Facebook	38	17.3%	1.5%	2.4%
Twitter	3	1.4%	0.1%	0.2%
Instagram	11	5.0%	0.4%	0.7%
CNA Website	47	21.4%	1.8%	3.0%
CNA Newsletter and band newsletter	56	25.5%	2.2%	3.5%
Email	166	75.5%	6.4%	10.4%
Regular Mailed Items	29	13.2%	1.1%	1.8%
Posters in Band offices	15	6.8%	0.6%	0.9%
Phone invites	18	8.2%	0.7%	1.1%
Text messages	47	21.4%	1.8%	3.0%



Question 11 Responses

Question 11		
Please add any additional comments/feedback on how the CNA can better inform all community members to help them access programs. Responses (these results are reflective of responses that were not similar to previous questions answered)	218 Responses	% Response
The C.N.A. is doing a good job	32	14.7%
Regular Mail	8	3.7%
Flyers Indigenous Organizations	3	1.4%
Calendar	1	0.5%



Question 12 & 13 Responses and Insight

			% of Part. Bands	% of Adult
Question 12	220 Responses	% Response	Population	Population
If you would like to be entered in for a chance to win 1 of 3 prizes, please provide your Name	215	97.7%	8.3%	13.5%
Survey Insights: 215 People of the 220 respondents entered their names in the draw (97.7% capture rate)				
	220			
Question 13	Responses	% Response		
If you would like to provide your phone number	178	80.9%	6.8%	11.2%
Survey Insights:178 People of the 220 respondents provided their phone numbers (80.9% capture rate)				



Engagement Stats Over 3 Surveys

Survey Results	Total Population	Population Off Reserve	Population On Reserve	Covid 19		Internet Barriers		Programs Survey	
				Survey Reach	% Population Reach	Survey Reach	% Population Reach	Survey Reach	% Population Reach
Ashcroft	282	205	77	14	5.0%	14	5.0%	16	5.7%
Boston	271	181	90	7	2.6%	7	2.6%	13	4.8%
Coldwater	865	481	384	53	6.1%	86	9.9%	69	8.0%
Cook's Ferry	355	274	81	19	5.4%	41	11.5%	42	11.8%
Nicomien	134	67	67	4	3.0%	7	5.2%	9	6.7%
Nooaitch	236	111	125	14	5.9%	9	3.8%	23	9.7%
Shackan	137	58	79	11	8.0%	16	11.7%	18	13.1%
Siska	320	213	107	28	8.8%	18	5.6%	30	9.4%
	2600	1590	1010	150	5.8%	198	7.6%	220	8.5%

