



n̄te?kermxcin sk'w'łús

face terms

təqtete he? _____

(tuk-tata hah _____)

touch your _____

təqtete he? ǫ'w'úmqa


(tuk-tata hah kwum-kin)

touch your head

təqtete he? (s)ǫ'sáqs

(tuk-tata hah (sh)p-shaksh)

touch your nose



head

ǫ'w'úmqa

(kwoom-kin)

ear

łéhi

(tl-an-ee)

mouth

splíwcn

(shpl-ew-chin)

nk'w'łústn

(n-kwatl-oosh-tin)

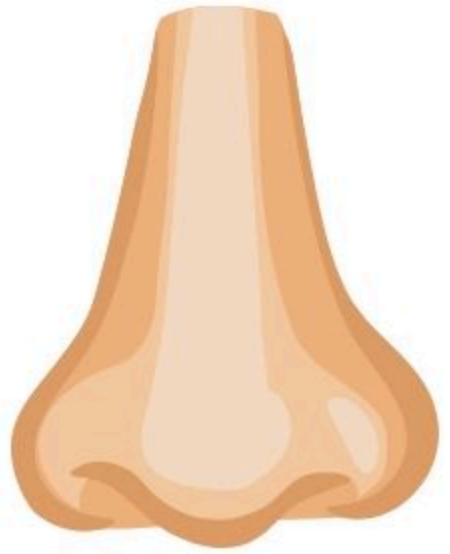


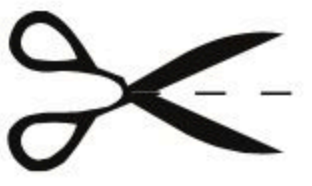
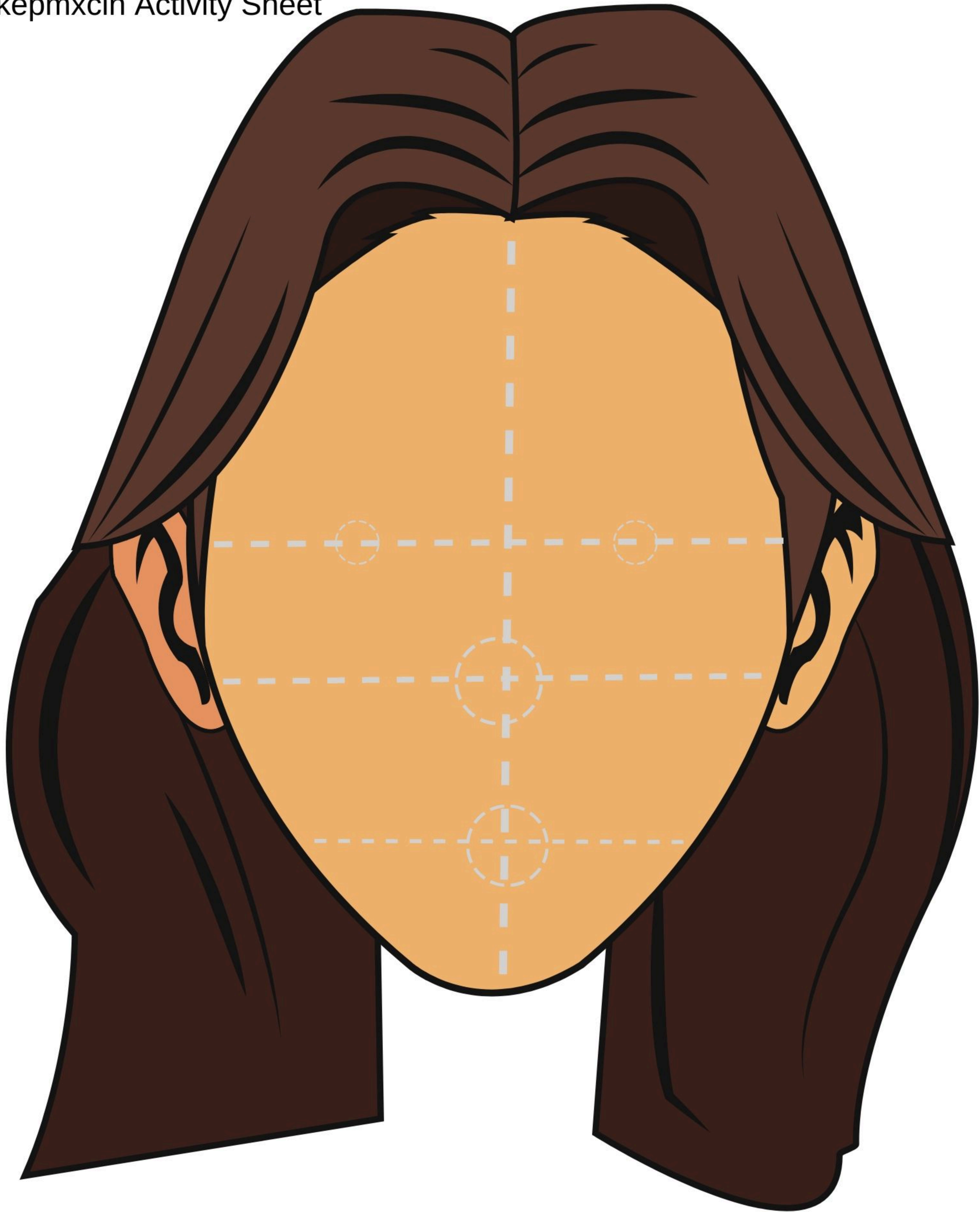
eye




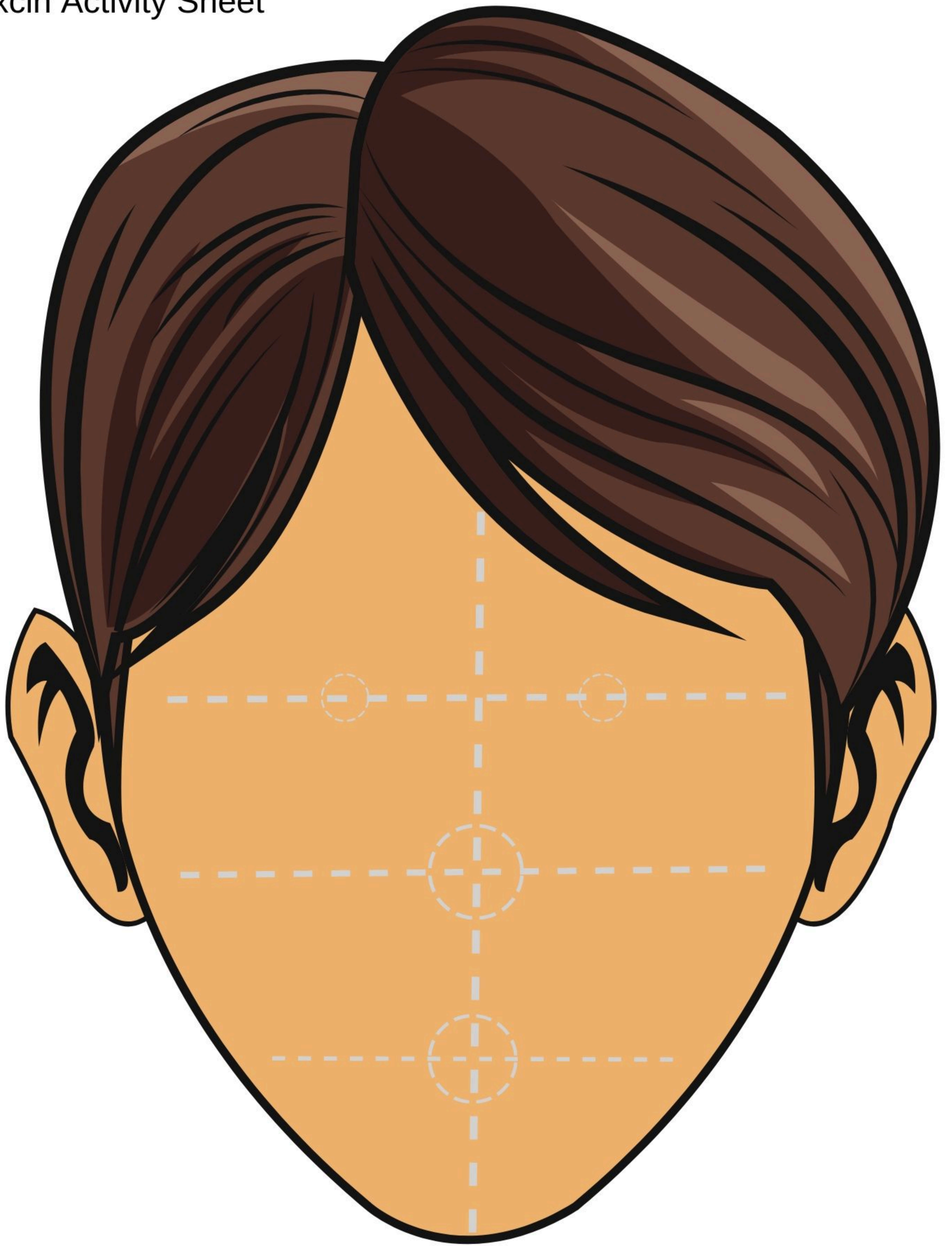
sǫ'sáqs

(shp-shak-sh)

nose







ἡγεμερικὴν Face Terms

Activity Sheet

Directions:

Step 1: Cut out eyes, nose, & mouth and Glue onto your picture.

OR Draw

Step 2: Label your picture with the correct ἡγεμερικὴν below.


1. ἡγεμερικὴν head

2. ἡγεμερικὴν eye

3. (s)ἡγεμερικὴν nose

4. ἡγεμερικὴν mouth

5. ἡγεμερικὴν ear



ḡ^wúmqn

nh^wʹlústn

(s)ḡsáqs

splíwcn

ʹléhi



ὀ^wύmαη

η^kw'λύstη

(s)ρ'sάαs

splíwcn

λέ[']ηi

